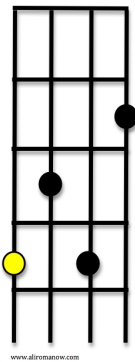


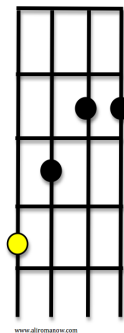
## Key: A

Before we even look at decoding the box chart lets review the three movable shapes we'll need to play this tune in the key of A. I've used shapes that are close under hand... meaning that we won't need to move far along the neck to find the next chord. Try to use the shapes drawn here, they may seem awkward at first but should ultimately be quicker to switch between and have a more resonant sound.

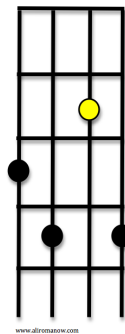
### Major 6



### Major Chord



### Dominant 7



Now that we've refreshed the shapes, we need to figure out the order and where to place them on the uke neck.

